



2016-2017



# 800 SERIES CONTROL VALVE SELECTION GUIDE





# CONTROL YOU CAN COUNT ON SEASON AFTER SEASON

INTERNAL CAGE



2

SEE PAGE 58 FOR GUN/VALVE COMBO / MOUNT AN ANSI FLANGED BIG GUN® DIRECTLY ONTO AN 800 SERIES CONTROL VALVE FOR END OF PIVOT APPLICATION.



## MANUAL ON-OFF

ALL 800 SERIES VALVES (EXCEPT 800P) ARE EQUIPPED WITH A 3-WAY MANUAL ON-OFF SELECTOR VALVE.



## ELECTRIC ON-OFF

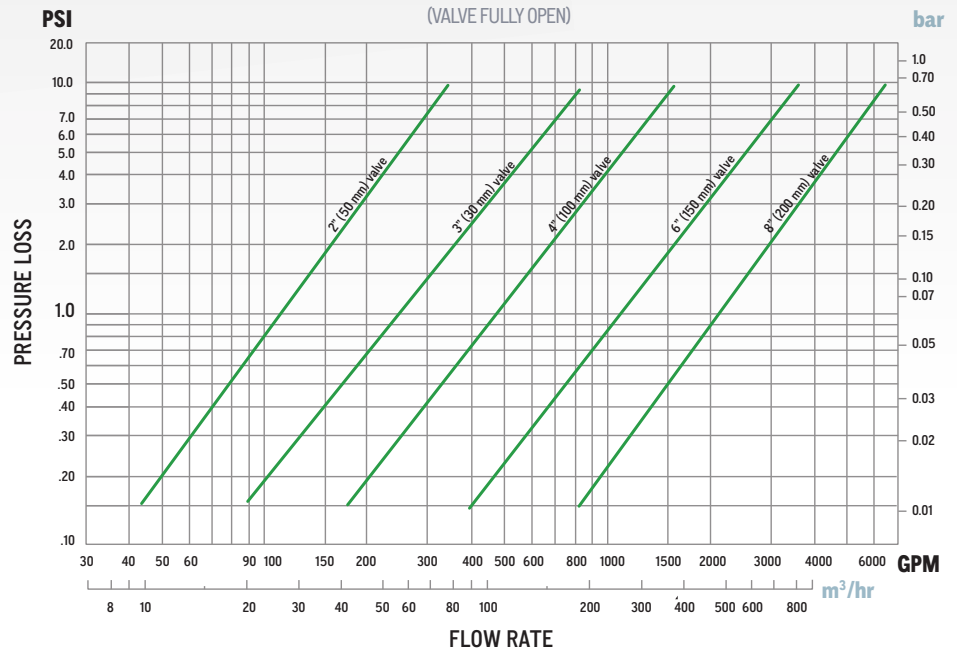
ADD A SOLENOID FOR ELECTRIC ON-OFF CAPABILITY.

## 800 SERIES / CONTROL VALVES



### 800 SERIES CONTROL VALVES PRESS LOSS DATA

(VALVE FULLY OPEN)




AS A HYDRAULICALLY OPERATED SLEEVE-TYPE VALVE, THE 800 SERIES CONTROL VALVE IS DESIGNED FOR VERSATILITY. THE BASIC BODY CAN BE EQUIPPED WITH SEVERAL DIFFERENT OPTIONS FOR CONTROLLING PRESSURE AND FLOW IN PIPING AT THE PIVOT POINT OR END GUN VALVE CONTROL. IT'S ALSO ENGINEERED FOR EXTREMELY HIGH EFFICIENCY, RESULTING IN LOW PRESSURE LOSS AND HIGH FLOW CAPACITY.

3



### PRESSURE CONTROL

THE PRESSURE CONTROL REGULATOR ("REDUCING" FOR DOWNSTREAM, "SUSTAINING" FOR UPSTREAM) DIRECTS WATER FLOW WHICH POSITIONS THE SLEEVE DURING OPERATION.



### RATE-OF-FLOW

ADD THE RATE-OF-FLOW (MODEL D18) CONTROL TO REGULATE THE FLOW RATE DURING SYSTEM START-UP.

# 800 SERIES – 2" & 3" VALVES

To Order: Specify 800 Series Control Valve and Select From Each Letter Option. Any item in section D, E & H can be ordered separately as a Kit. Specify the option letter and number (example "E23" for a 9/12V, 3/64" Solenoid Kit).

BASE VALVE			ACCESSORIES				
A	B	C	D		E	H	
VALVE MATERIAL/SIZE	CONNECTION STYLE & HARDWARE	OPERATING PRESSURE	PRESSURE/FLOW CONTROL		ON/OFF MODE	FILTER	
ALUMINUM  A2"  A3"	WAFER STYLE B9 (No studs) Includes Manual Selector & Mounting Bracket Kits  B10 (4 studs, 8 nuts) Includes Manual Selector & Mounting Bracket Kits	C1 10-50 PSI  C2 30-200 PSI  C3 18-80 PSI	NONE D01  REDUCING 5-30 PSI D11 (Brass) D21 (Plastic 2") D31 (Plastic 3")  5-60 PSI D12 (Brass) D22 (Plastic 2") D32 (Plastic 3")  10-120 PSI D13 (Brass) D23 (Plastic 2") D33 (Plastic 3")  SUSTAINING 5-60 PSI D15 (Brass) D25 (Plastic 2") D35 (Plastic 3")  10-120 PSI D16 (Brass) D26 (Plastic 2") D36 (Plastic 3")	RATE-OF-FLOW D18 Specify flow rate & pipe size   SLEEVE EXHAUST D06 30 psi D06-1 10 psi   SHUTTLE CHECK D07 (Must also order solenoid or pressure control)	MANUAL E01 (No Solenoid)  ELECTRIC SOLENOID DC (voltage, orifice diam.) E21 (12V, 1/16") E34 (24V, 3/64")  DC LATCHING E23 (9/12V, 3/64") E29 (12-40 V, 5/64")  AC (voltage, orifice diam.) E43 (24V, 3/64") E46 (24V, 1/16") E50 (120V, 1/16") E53 (110V, 1/16")	H2 External   H3* Internal for 2" & 3"	
	CAST IRON  A2"  A3"	THREADED B3 (Specify NPT or BSP) Includes Manual Selector & Mounting Bracket Kits  VICTAULIC B6 Includes Manual Selector & Mounting Bracket Kits					

# 4", 6" & 8" VALVES

800 SERIES / CONTROL VALVES

SAMPLE ORDER: A6" B5 C2 D03 E40 H3. This configuration represents a 6" valve with wafer style connection (studs & nuts included), 30 to 200 PSI pressure rating, pressure reducing (10 - 120 PSI) control package with a 24VAC 1/16" solenoid, and an internal filter.

BASE VALVE			ACCESSORIES			
A	B	C	D	E	H	
VALVE MATERIAL/SIZE	CONNECTION STYLE & HARDWARE	OPERATING PRESSURE	PRESSURE/FLOW CONTROL	ON/OFF MODE	FILTER	
ALUMINUM  A4"	WAFER STYLE  B9 (No studs) Includes Manual Selector & Mounting Bracket Kits  B10 (8 studs, 16 nuts) Includes Manual Selector & Mounting Bracket Kits  B23 (No studs) 4 x 6" Flange Adapters — Includes Manual Selector & Mounting Bracket Kits  B24 (8 studs, 16 nuts) 4 x 6" Flange Adapters w/ Stud Kit — Includes Manual Selector & Mounting Bracket Kits	C1 10-50 PSI  C2 30-200 PSI  C3 18-80 PSI	NONE D01  REDUCING large body pilot D02 (5-50 psi) D03 (10-120 psi) D04 (25-200 psi)  SUSTAINING large body pilot D05 (25-200 psi) D08 (10-120 psi) D09 (5-50 psi)  RATE-OF-FLOW D18 Specify flow rate & pipe size  SLEEVE EXHAUST D06 30 psi D06-1 10 psi  SHUTTLE CHECK D07 (Brass) (Must also order solenoid or sustaining control)	MANUAL E01 (No Solenoid)  ELECTRIC SOLENOID DC (voltage, orifice diam.) E21 (12V, 1/16") E30 (24V, 1/16")  DC LATCHING E29 (12-40 V, 5/64")  AC (voltage, orifice diam.) E40 (24V, 1/16", 0.15A) E41 (24V, 1/16", 1.1A) E46 (24V, 1/16", 0.8A) E50 (120V, 1/16") E52 (120V, 1/8") (6 & 8" only)	H2 External    H3 Internal for 4", 6", 8"	
	CAST IRON  A4"  A6"  A8"	WAFER STYLE  B4 (No studs) Includes Manual Selector & Mounting Bracket Kits  B5 (8 studs, 16 nuts) 4" Valve 6" Valve 8" Valve Includes Manual Selector & Mounting Bracket Kits  B21 (No studs) 4 x 6" 6 x 8" Flange Adapters — Includes Manual Selector & Mounting Bracket Kits  B22 (8 studs, 16 nuts) 4 x 6" 6 x 8" Flange Adapters w/ Stud Kit — Includes Manual Selector & Mounting Bracket Kits				



# BIG GUN® VALVE COMBOS

Mount an 800 Series Control Valve directly to a Big Gun® Sprinkler with an ANSI base. For control of a pivot end gun with booster pump, use the 2" 800P Valve (D, E, H accessories not needed). For solid set applications, add a filter, solenoid and/or pressure control to your valve.

BASE VALVE			ACCESSORIES		
A	B	C	D	E	H
VALVE MATERIAL/SIZE	CONNECTION STYLE & HARDWARE	OPERATING PRESSURE	PRESSURE/FLOW CONTROL	ON/OFF MODE	FILTER
ALUMINUM <b>A2"</b>	800P-2" PIVOT END GUN <b>B12</b> (No studs) <b>B11</b> (4 studs, 4 nuts) See chart in upper right for hardware included	<b>C2</b> 30-200 PSI <b>C3</b> 18-80 PSI			
ALUMINUM <b>A2"</b> <b>A3"</b> <b>A4"</b>	SOLID SET BIG GUN VALVE <b>B17</b> 2" & 3" Valve (4 studs, 4 nuts) 4" Valve (8 studs, 8 nuts) See chart in upper right for hardware included	<b>C2</b> 30-200 PSI <b>C3</b> 18-80 PSI	NONE <b>D01</b> REDUCING 10-120 PSI <b>D13</b> (Brass) <b>D23</b> (Plastic 2") <b>D33</b> (Plastic 3") <b>D03</b> (Brass 4")	MANUAL <b>E01</b> (No Solenoid) ELECTRIC SOLENOID DC LATCHING (voltage, orifice diam.) <b>E29</b> (12-40 V, 5/64") AC (voltage, orifice diam.) <b>E46</b> (24V, 1/16")	<b>H2</b> External <b>H3*</b> Internal for 2" & 3" <b>H3</b> Internal for 4"
CAST IRON <b>A4"</b>	SOLID SET BIG GUN VALVE <b>B18</b> (8 studs, 8 nuts) See chart above				

## 800P - 2" PIVOT END GUN CONTROL VALVE

### Example: A2B11C3

Specify ANSI Flange Connection on SR75 or SR100 Big Gun. Order Big Gun separately. Lower flange not included.)

## SOLID SET BIG GUN® VALVE

### Example: A4B18C2D01E01H3

Specify ANSI Flange Connection on Big Gun (SR200 w/ wedge kit shown. Order Big Gun separately. Lower flange not included.)

## INCLUDES HARDWARE



	3-way manual on/off selector kit (8980)	Mounting bracket kit (2" - 9189) (+3" - 8924)	Rubber drain/plug	Ball drain/vent (10753)
FOR <b>B11/B12</b> 2" PIVOT END GUN CONTROL VALVE	—	—	(1) 9800 UPSTREAM (1) 9800-001 DOWNSTREAM	INCLUDED W/ BASE VALVE ORDER
FOR <b>B17/B18</b> SOLID SET BIG GUN VALVE	INCLUDED W/ BASE VALVE ORDER	INCLUDED W/ BASE VALVE ORDER	(1) 9800-001 DOWNSTREAM	—

# SOLENOIDS & VALVE ACCESSORIES

## 3-Way Solenoid Specifications (For Electric On-Off choose from DC, DC Latching or AC Solenoids.)

MODEL #	MANUFACTURER	PART NUMBERS			VOLTAGE <sup>1</sup>	RECOMM. VALVE SIZE	IN-RUSH AMPS	HOLD-ING AMPS	RESIS-TANCE (OHM)	WATTS	INLET ORI-FICE		ELECTRI-CAL CON-NECTION	MAX. PRES-SURE
		KIT	COIL +BASE	COIL										
E21	PARKER	8925-001	7510-001	7510-101	12 VDC	-	-	0.6	20	8	1.6 mm	1/16"	1/2" FNPT w/ Leads	175 psi
E23	BACCARA	8925-035	7510-052	7510-152	9/12 VDC Lat	2" & 3"	-	-	4.2	3	1.2 mm	3/64"	>12" Leads	175 psi
E29		8925-029	7510-029	NA	12-40 VDC Lat	-	-	-	-	-	0.078 mm	5/64"	47" Leads	175 psi
E30	PARKER	8925-002	7510-002	7510-102	24 VDC	4", 6", & 8"	-	0.3	83	8	1.6 mm	1/16"	1/2" FNPT w/ Leads	175 psi
E34	BACCARA	8925-037	7510-054	7510-154	24 VDC	2" & 3"	0.125	0.125	119	3	1.2 mm	3/64"	>12" Leads	175 psi
E40	GEM-SOL	8925-043	7510-015	7510-115	24 VAC	4", 6", & 8"	0.15	0.15	diode <sup>2</sup>	2.5	1.6 mm	1/16"	1/2" FNPT Plug-In	175 psi
E41	PARKER	8925-003	7510-003	7510-103	24 VAC	4", 6", & 8"	1.1	0.65	7.8	8	1.6 mm	1/16"	1/2" FNPT w/ Leads	175 psi
E43	BACCARA	8925-033	7510-050	7510-150	24 VAC	2" & 3"	0.125	0.125	diode <sup>2</sup>	3	1.2 mm	3/64"	>12" Leads	175 psi
E46	GEM-SOL	8925-044	7510-016	7510-116	24 VAC	-	0.8	0.43	9	5.5	1.6 mm	1/16"	1/2" FNPT Plug-In	175 psi
E50	PARKER	8925-004	7510-004	7510-104	120 VAC	2", 3", 4", 6", & 8"	0.2	0.1	184	8	1.6 mm	1/16"	1/2" FNPT w/ Leads	175 psi
E52	PARKER	8925-024	7510-033	7510-133	120 VAC	6" & 8"	0.7	0.3	27	17	3.2 mm	1/8"	1/2" FNPT w/ Leads	175 psi
E53	GEM-SOL	8925-045	7510-051	7510-151	110 VAC	2" & 3"	0.15	0.11	230	5.5	1.6 mm	1/16"	1/2" FNPT Plug-In	175 psi

NOTES: "Lat" = Latch. The solenoid contains a magnet which holds the coil in the open/closed position, such that a constant current is not required, as in the case of non-latching solenoids. If the solenoid contains a diode, the resistance reading obtained using a voltmeter will be inaccurate (extremely high). This is because a diode acts like a check valve that only opens when a sufficient amount of "pressure" (voltage) is present.



Two male quick connect fittings are recommended with reducing or sustaining functions.




DESCRIPTION	4" Valve x 6" Flange Adapter Kit	6" Valve x 8" Flange Adapter Kit	Gauge	Male QC Fitting	Female QC Fitting	Gauge & Fittings Kit*	1/4" Valve Stem	Lock-on Gauge Chuck for 1/4" Valve Stem	Window + Controller w/ 12/24 VDC Lat.
PART NO.	11433 11433-001 (w/6" stud kit)	12225 1222-001 (w/8" stud kit)	8968-xxx (Specify Range: 0-60 PSI = -002; 0-160 PSI = -004 ; 0-200 PSI = -005)	9498	9438-002	10105-xxx	10104	10103	E33-1 for 2, 3" E20-1 for 4, 6, 8"

\*Includes 2 Valve Stems & 1 lock-on chuck

# IMAGINED, ENGINEERED & MANUFACTURED WITH INTENT

NELSON IRRIGATION CORPORATION IS FULLY COMMITTED TO IMPROVING AGRICULTURAL IRRIGATION. WE BELIEVE IN OUR PEOPLE & OUR PRODUCTS AND WE CONTINUE TO INVEST IN STATE-OF THE ART MANUFACTURING PROCESSES TO ENSURE YOU RECEIVE THE MOST EFFECTIVE WATER APPLICATION SOLUTION POSSIBLE.

**BUY AMERICAN — CHOOSE NELSON.**



848 Airport Road, Walla Walla, Washington 99362 U.S.A.

Tel: +1 509.525.7660 / Fax: +1 509.525.7907

[info@nelsonirrigation.com](mailto:info@nelsonirrigation.com) / [nelsonirrigation.com](http://nelsonirrigation.com)

WARRANTY & DISCLAIMER: Nelson Irrigation products are warranted for one year from the date of original sale to be free of defective material and workmanship when used within the working specifications for which the product was designed and under normal use and service. The manufacturer assumes no responsibility for installation, removal or unauthorized repair of defective parts and the manufacturer will not be liable for any crop or other consequential damages resulting from any defects or breach of warranty. THIS WARRANTY IS EXPRESSLY IN LIEU OF ALL OTHER WARRANTIES, EXPRESS OR IMPLIED, INCLUDING THE WARRANTIES OF MERCHANTABILITY AND FITNESS FOR PARTICULAR PURPOSES AND OF ALL OTHER OBLIGATIONS OR LIABILITIES OF MANUFACTURER. No agent, employee or representative of the manufacturer has authority to waive, alter or add to the provisions of this warranty nor to make any representations or warranty not contained herein.

Big Gun, GeoCropical, Overlap, Rotator, SprinklerChart and TWIG are registered trademarks of Nelson Irrigation Corporation. Copyright © 2016 Nelson Irrigation Corporation.